

vtech®

User's Manual



Touch & Learn Activity Desk™ Deluxe Expansion Pack

Get Ready to Read



© 2016 VTech
All rights reserved
Printed in China
91-003224-007 US

Dear Parent,

At VTech®, we know how important the first day of school is for your child. To help prepare preschoolers for this important event, VTech® has developed the **Preschool Learning™** series of interactive toys.

Preschool Learning™ features fun characters and inviting school themes that use technology to capture a child's attention and teach important preschool skills like spelling, counting and the alphabet. These vital skills are taught in a way that's both fun and highly engaging to maintain a child's interest. Children will also be introduced to fun school subjects such as art class, music class and even recess! With **Preschool Learning™**, learning is fun from day one!

At VTech®, we know that a child has the ability to do great things. That's why all of our electronic learning products are uniquely designed to develop a child's mind and allow them to learn to the best of their ability. We thank you for trusting VTech® with the important job of helping your child learn and grow!

Sincerely,

Your friends at VTech®

To learn more about other VTech® toys, visit vtechkids.com

INTRODUCTION

Thanks for purchasing the **Touch & Learn Activity Desk™ Deluxe Get Ready To Read Expansion Pack**. This pack contains eight pages of learning content, including two stories. Interact with the pages to explore language art concepts such as rhyming, reading, phonics and letter sounds, word families, tongue twisters, and lowercase and uppercase letter matching, or listen to the stories of Jack and the Beanstalk and Little Red Riding Hood.

INCLUDED IN THIS PACKAGE

- One **Get Ready to Read** cartridge
- Four double-sided activity cards
- User's manual

WARNING:

All packing materials, such as tape, plastic sheets, packaging locks and tags are not part of this toy, and should be discarded for your child's safety.

ATTENTION:

Pour la sécurité de votre enfant, débarrassez-vous de tous les produits d'emballage tels que rubans adhésifs, feuilles de plastique, attaches et étiquettes. Ils ne font pas partie du jouet.

NOTE: Please keep this user's manual as it contains important information.

GETTING STARTED

Step 1: Insert the Expansion Pack Cartridge

Make sure the unit is turned **OFF**. Insert the **Get Ready to Read** cartridge into the **CARTRIDGE SLOT** located on the right side of the desk and push until it clicks into place as shown in the below image.



Step 2: Insert an Activity Card














Turn on the unit and insert any one of the activity cards from the **Get Ready to Read** expansion pack by sliding the black tab into the **ACTIVITY CARD SLOT** on the desk.



- Please insert only one activity card at a time. Inserting more than one activity card may damage the card or the desk and may also result in incorrect card detection.
- Do not try to insert anything other than the activity cards into the **ACTIVITY CARD SLOT**. To avoid any interference, please keep the slot area clean and free from debris.
- Please wipe away any dust or chalk residue from the activity cards before inserting into the **ACTIVITY CARD SLOT**.
- Keep the activity cards on a flat surface when not in use. Do not bend or fold the activity cards.

ACTIVITY PAGES

Refer to the table below for details on each of the activity pages.

<h2>Jack and the Beanstalk</h2>	
	 <p>Read the Story Listen to the story of Jack and the Beanstalk.</p>
	 <p>Free Play Touch the objects to explore the story, or touch the story bubble to listen to that page.</p>
	 <p>What Happened? Answer questions about the story to see how well you know it.</p>
<p>Teaches: Reading Comprehension, Vocabulary</p>	
<h2>Little Red Riding Hood</h2>	
	 <p>Read the Story Listen to the story of Little Red Riding Hood.</p>
	 <p>Free Play Touch the objects to explore the story, or touch the story bubble to listen to that page.</p>
	 <p>What Happened? Answer questions about the story to see how well you know it.</p>
<p>Teaches: Reading Comprehension, Vocabulary</p>	
<h2>Little Red Riding Hood - Story Maker</h2>	
	 <p>Story Maker Touch the objects on the page to create different endings for Little Red Riding Hood.</p>
	 <p>Free Play Touch the objects to explore the story, or touch the story bubble to listen to that page.</p>
	 <p>What Happened? Answer questions about the story to see how well you know it.</p>
<p>Teaches: Creativity, Reading Comprehension, Vocabulary</p>	

Lowercase Letters



Touch & Learn

Touch the letters and objects to learn lowercase letters, words and letter sounds.



Searching Fun

Listen to the clues and find the correct letters and objects on the page.



Letter Writing

Select a lowercase letter and the game will show you how to write it on the LED display.



Letter Matching

Look at the uppercase letters on the LED display and find the matching lowercase letters on the page. Match as many letters as you can before time runs out.

Teaches: Lowercase Letters, Letter Sounds, Letter Order, Letter Stroke Order, Vocabulary, Uppercase and Lowercase Letter Matching

Tongue Twisters



Touch & Learn

Touch the page to hear fun tongue twisters and learn about the uppercase and lowercase letters: Bb, Dd, Pp, and Qq.



Letter Matching

Look at the letter on the LED display and find the matching letter on the page.



What Happened?

Answer questions about the tongue twisters to see how well you know them.

Teaches: Tongue Twisters, Uppercase and Lowercase Letter Matching, Reading Comprehension

Cat and Rat



Touch & Learn

Touch the words and pictures to learn more about words from the -at word family.



Searching Fun

Listen to the clues and find the correct objects and words on the page.



Build a Word

Practice word building by selecting beginning letters to build different words from the -at word family.



Read the Story

Listen to the story: Cat and Rat.

Teaches: -at Words, Reading Comprehension, Spelling, Letter Sounds, Rhyming

Word Family Picnic



Touch & Learn

Touch the items on the page to learn more about spelling, letter sounds and word families.



Searching Fun

Listen to the clues and find the correct objects on the page.



Word Families

Touch objects on the page to match them with others from the same word family.

Teaches: Word Families, Spelling, Letter Sounds, Reading

CARE & MAINTENANCE

1. Please store and use in dry areas.
2. Keep the cartridge and activity cards clean by wiping them with a slightly damp cloth.
3. Keep the cartridge and activity cards out of direct sunlight and away from any direct heat sources.
4. Do not drop the cartridge on a hard surface and do not expose the cartridge or activity cards to excess moisture or water.
5. Keep the activity cards on a flat surface when not in use. Do not bend or fold the activity cards.

TECHNICAL SUPPORT

If you have a problem that cannot be solved by using this manual, we encourage you to visit us online or contact our Consumer Services Department with any problems and/or suggestions that you might have. A support representative will be happy to assist you.

Before requesting support, please be ready to provide or include the information below:

- The name of your product or model number (the model number is typically located on the back or bottom of your product).
- The actual problem you are experiencing.
- The actions you took right before the problem started.

Internet: Visit our website at www.vtechkids.com and fill out the Contact Us form located under the Customer Support link.

Phone: 1-800-521-2010 in the U.S. or 1-877-352-8697 in Canada

NOTE:

This equipment has been tested and found to comply with the limits for a Class B digital device, pursuant to Part 15 of the FCC Rules. These limits are designed to provide reasonable protection against harmful interference in a residential installation. This equipment generates, uses and can radiate radio frequency energy and, if not installed and used in accordance with the instructions, may cause harmful interference to radio communications. However, there is no guarantee that interference will not occur in a particular installation.

If this equipment does cause harmful interference to radio or television reception, which can be determined by turning the equipment off and on, the user is encouraged to try to correct the interference by one or more of the following measures:

- Reorient or relocate the receiving antenna.
- Increase the separation between the equipment and receiver.
- Connect the equipment into an outlet on a circuit different from that to which the receiver is connected.
- Consult the dealer or an experienced radio/TV technician for help.

Caution: Changes or modifications not expressly approved by the party responsible for compliance could void the user's authority to operate the equipment.

THIS DEVICE COMPLIES WITH PART 15 OF THE FCC RULES. OPERATION IS SUBJECT TO THE FOLLOWING TWO CONDITIONS: (1) THIS DEVICE MAY NOT CAUSE HARMFUL INTERFERENCE, AND (2) THIS DEVICE MUST ACCEPT ANY INTERFERENCE RECEIVED, INCLUDING INTERFERENCE THAT MAY CAUSE UNDESIRE OPERATION.

CAN ICES-3 (B)/NMB-3(B)



PRODUCT WARRANTY

This Warranty is applicable only to the original purchaser, is non-transferable and applies only to "VTech" products or parts. This product is covered by a 3-month Warranty from the original purchase date, under normal use and service, against defective workmanship and materials.

This Warranty does not apply to (a) consumable parts, such as batteries; (b) cosmetic damage, including but not limited to scratches and dents; (c) damage caused by use with non-VTech products; (d) damage caused by accident, misuse, unreasonable use, immersion in water, neglect, abuse, battery leakage, or improper installation, improper service, or other external causes; (e) damage caused by operating the product outside the permitted or intended uses described by VTech in the owner's manual; (f) a product or part that has been modified (g) defects caused by normal wear and tear or otherwise due to the normal aging of the product; or (h) if any VTech serial number has been removed or defaced.

Prior to returning a product for any reason, please notify the VTech Consumer Services Department, by going to our web site at www.vtechkids.com, filling out our Contact Us form located under the Customer Support link or calling 1-800-521-2010.

If the service representative is unable to resolve the issue, you will be provided instructions on how to return the product and have it replaced under Warranty. Return of the product under Warranty must adhere to the following rules: If VTech believes that there may be a defect in the materials or workmanship of the product and can confirm the purchase date and location of the product, we will at our discretion replace the product with a new unit or product of comparable value. A replacement product or parts assumes the remaining Warranty of the original product or 30 days from the date of replacement, whichever provides longer coverage.

THIS WARRANTY AND THE REMEDIES SET FORTH ABOVE ARE EXCLUSIVE AND IN LIEU OF ALL OTHER WARRANTIES, REMEDIES AND CONDITIONS, WHETHER ORAL, WRITTEN, STATUTORY, EXPRESS OR IMPLIED. IF VTECH CANNOT LAWFULLY DISCLAIM STATUTORY OR IMPLIED WARRANTIES THEN TO THE EXTENT PERMITTED BY LAW, ALL SUCH WARRANTIES SHALL BE LIMITED TO THE DURATION OF THE EXPRESS WARRANTY AND TO THE REPLACEMENT SERVICE AS DETERMINED BY VTECH IN ITS SOLE DISCRETION.

To the extent permitted by law, VTech will not be responsible for direct, special, incidental or consequential damages resulting from any breach of Warranty.

This Warranty is not intended to persons or entities outside the United States of America. Any disputes resulting from this Warranty shall be subject to the final and conclusive determination of VTech.